


The KSD Data

Admin Team -Fall 2023




KSD CORE BELIEFS

Diversity

Inspiration

Connection



KSD STRATEGIC - LCAP GOAL

Engage ALL Learners

Support our Staff

Fiscal Responsibility | Facilities

Community



**STRATEGIC
PLAN**

Presentation Key Objectives

KSD Strategic | LCAP Goal - Every Student

- LCAP Goal #1 - Strategic Plan
Engage, support and challenge all students with an intention to eliminate the opportunity gap.

KSD 2023 Standardized State Data Highlights | Growth

- KSD ELPAC Data, May 2023
- KSD CAASPP Data, May 2023

KSD Service to Students - Next Steps

- What actions are we doing to increase the achievement of EVERY student?
- How are we monitoring student progress and acting when needed.

Data is a tool to support measurable approaches for *continuous improvement* of our school system and monitor *progress* toward our goals.

CA State Standardized Assessments



The California Assessment of Student Performance and Progress (CAASPP) is the state academic testing program. CAASPP is a system intended to provide information that can be used to monitor student progress and ensure that all students leave high school ready for college and career. CAASPP includes computer adaptive tests in English language arts, mathematics, and science. Students in grades 3-8 and 11 will take the computer adaptive tests in English and math in the spring. Students in grades 5, 8, and an assigned high school grade will also take the tests in science.



The English Language Proficiency Assessments for California (ELPAC) is used to determine the English language proficiency of students whose primary language is not English. The ELPAC assesses four domains: Listening, Speaking, Reading, and Writing. The Summative ELPAC is given only to students who have previously been identified as an English learner based upon Initial ELPAC results. The Summative ELPAC measures how well they are progressing with English development in each of the four domains.


General Information - Background

LCAP Goal #1
Engage, support and challenge all students with an intention to eliminate the opportunity gap.

KSD Standardized State Data: CAASPP Data

Over Time ELA Data	2018	2019	2020	2021	2022	2023
% Met Exceeded Standard	77%	75%	COVID	Alternate Assessment	75%	75%

Over Time Math Data	2018	2019	2020	2021	2022	2023
% Met Exceeded Standard	72%	72%	COVID	Alternate Assessment	65%	67%




KSD CAASPP Results | Meets or Exceeds

District, County, State, LEA Comparison

Spring 2022	KSD	Marin	California
ELA	75%	61%	47%
Math	68%	52%	35%


	KSD	LCMSD	RVSD	Reed	Ross	MVSD	Average	KSD Difference
ELA	75%	78%	74%	80%	87%	80%	79%	-3%
Math	68%	73%	64%	79%	82%	76%	74%	-6%



KSD CAASPP Results

English Language Arts - Spring 2023


Districtwide - 3rd - 8th Student Group	2023 Did Not Meet Standard	2023 Nearly Met Standard	2023 Met Standard	2023 Exceeded Standard
3rd - 8th ELA Overall (720)	10%	15%	32%	43%
Caucasian (464)	5%	15%	34%	46%
Hispanic/Latinx (111)	26%	20%	33%	21%
2 or more races (103)	11%	11%	25%	52%
Students with Disabilities (100)	39%	28%	28%	5%
English Learners (39)	64%	26%	10%	0%
Reclassified Students (53)	7%	22%	47%	24%



KSD CAASPP Results

Mathematics - Spring 2023

Districtwide - 3rd - 8th Student Group	2023 Did Not Meet Standard	2023 Nearly Met Standard	2023 Met Standard	2023 Exceeded Standard
3rd - 8th Math Overall (721)	11%	21%	23%	45%
Caucasian (464)	6%	20%	28%	46%
Hispanic/Latinx (12)	31%	31%	15%	22%
2 or more races (103)	10%	17%	14%	60%
Students with Disabilities,(100)	42%	29%	21%	8%
English Learners (40)	40%	43%	13%	5%
Reclassified Students (59)	25%	33%	11%	28%



KSD ELPAC Results

Spring 2021 | 2022 | 2023

Districtwide - K - 8 ELL Student Group	Level 1 Minimally Developed	Level 2 Somewhat Developed	Level 3 Moderately Developed	Level 4 Well Developed
2020-2021 (67)	11 16%	22 33%	26 39%	8 12%
2021-2022 (80)	8 10%	22 28%	36 45%	14 18%
2022-2023 (65)	4 7%	21 32%	30 44%	10 14%





BACICH - CAASPP Data May 2023 - Third Grade ELA

CAASPP ELA Summative Data	2022 2023 Did Not Meet Standard	2022 2023 Nearly Met Standard	2022 2023 Met Standard	2022 2023 Exceeded Standard
3rd grade overall (104)	16%	23%	20%	40%
Caucasian (83)	8%	26%	23%	43%
Hispanic/Latino (12)	38%	24%	24%	14%
Two or More Ethnicities (17)	18%	12%	12%	59%
Students with Disabilities (15)	53%	27%	20%	0%
English Learners	8	3	1	0
Reclassified Students	NA	NA	NA	NA



BACICH - CAASPP Data May 2023 - Third Grade Math

CAASPP Math Summative Data	2022 2023 Did Not Meet Standard	2022 2023 Nearly Met Standard	2022 2023 Met Standard	2022 2023 Exceeded Standard
3rd grade overall (104)	10%	18%	30%	42%
Caucasian (61)	3%	16%	38%	43%
Hispanic/Latino (21)	29%	29%	14%	29%
Two or More Ethnicities (17)	12%	12%	24%	53%
Students with Disabilities (15)	47%	40%	7%	7%
English Learners (12)	2	6	0	0
Reclassified Students (NA)	NA	NA	NA	NA



Bacich 2022/23 - ELA
 CAASPP Data Cohort Comparison Spring 3rd, 2022 to Spring 4th, 2023

CAASPP ELA Summative Data 2022 2023	Did Not Meet Standard 2022 2023	Nearly Met Standard 2022 2023	Met Standard 2022 2023	Exceeded Standard 2022 2023
3rd to 4th Grade Overall (108 112)	11% 11%	7% 12%	37% 15%	45% 62%
Caucasian (83 81)	5% 4 %	7% 12%	39% 15%	49% 69%
Hispanic/Latinx (12 16)	42% 37%	8% 25%	25% 13%	25% 25%
Two or More Ethnicities, (11 13)	27% 23 %	0% 0%	46% 23%	27% 54%
Students with Disabilities, (6 9)	NA NA	NA NA	NA NA	NA NA
English Learners (6 8)	66% 50%	17% 50%	17% 0%	0% 0%
Reclassified Students, (3 3)	0% 0%	0% 0%	33% 33%	67% 67%

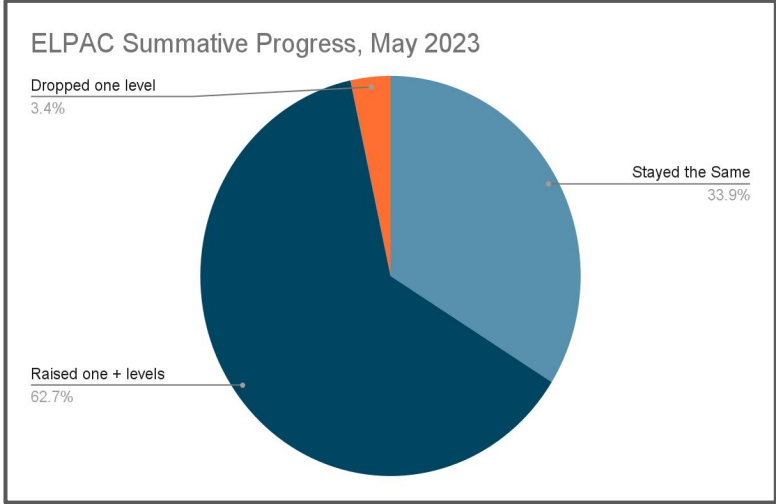


Bacich 2022/23 - Math CAASPP Data Cohort Comparison Spring 3rd, 2022 to Spring 4th, 2023

CAASPP Math Summative Data 2022 2023	Did Not Meet Standard 2022 2023	Nearly Met Standard 2022 2023	Met Standard 2022 2023	Exceeded Standard 2022 2023
3rd to 4th Grade Overall (110 113)	7% 2%	17% 15%	29% 26%	47% 57%
Caucasian (83 81)	3% 1%	13% 6%	30% 32%	54% 61%
Hispanic/Latinx (14 17)	14% 6%	50% 47%	22% 6%	14% 41%
Two or More Ethnicities (11 13)	27% 0%	9% 31%	37% 23%	27% 46%
Students with Disabilities, (6 9)	NA NA	NA NA	NA NA	NA NA
English Learners (8 9)	25% 0%	75% 78%	0% 11%	0% 11%
Reclassified Students (3 3)	0% 0%	0% 0%	67% 0%	33% 100%



Bacich - ELPAC Summative Data - May 2023



ELPAC Level Change	# of students	Score Increased	Score Decreased
Stayed same level	20	18	2
Raised one+ level(s)	37	37	
Dropped one level	6		6
Summary	63	55 87%	8 14%

	# of Students % ELs
Level 1	5 8%
Level 2	18 29%
Level 3	31 49%
Level 4	9 14%
Total	63 students*

*0 New EL Students no progress data



Kent Middle School



Kent 2022/23 5th Grade -
CAASPP Data Cohort Comparison Spring 4th, 2022 to 5th, 2023

5th Grade CAASPP ELA Summative Data, 2022 2023	2022 2023 Did Not Meet Standard	2022 2023 Nearly Met Standard	2022 2023 Met Standard	2022 2023 Exceeded Standard
4th to 5th Grade Overall (127 134)	14% 14%	18% 9%	17% 30%	51% 47%
Caucasian (88 89)	12% 9%	17% 10%	15% 36%	56% 45%
Hispanic/Latinx (18 23)	22% 30%	39% 9%	22% 39%	17% 22%
Two or More Ethnicities (16 19)	6% 11%	6% 5%	19% 5%	69% 79%
Students with Disabilities (18 21)	44% 57%	33% 14%	17% 24%	6% 5%
English Learners (11 11)	7 9	4 0	0 2	0 0
Reclassified Students (9 10)	0 0	2 4	4 4	3 2



Kent 2022/23 6th Grade -
CAASPP Data Cohort Comparison Spring 5th, 2022 to 6th, 2023

6th Grade CAASPP ELA Summative Data, 2022 2023	2022 2023 Did Not Meet Standard	2022 2023 Nearly Met Standard	2022 2023 Met Standard	2022 2023 Exceeded Standard
5th to 6th Grade Overall (133 132)	12% 7%	16% 15%	35% 39%	37% 39%
Caucasian (84 85)	12% 5%	11% 14%	33% 38%	44% 43%
Hispanic/Latinx (20 19)	10% 10%	30% 16%	40% 58%	20% 16%
Two or More Ethnicities (21 21)	9% 10%	19% 14%	43% 33%	29% 43%
Students with Disabilities (21 21)	33% 29%	33% 33%	10% 29%	24% 10%
English Learners (5 4)	1 2	3 2	1 0	0 0
Reclassified Students (13 16)	2 1	3 1	6 10	2 4



Kent 2022/23 7th Grade -
CAASPP Data Cohort Comparison Spring 6th, 2022 to 7th, 2023

7th Grade CAASPP ELA Summative Data, 2022 2023	2022 2023 Did Not Meet Standard	2022 2023 Nearly Met Standard	2022 2023 Met Standard	2022 2023 Exceeded Standard
6th to 7th Grade Overall (113 112)	14% 6%	20% 13%	35% 42%	31% 39%
Caucasian (67 65)	9% 3%	18% 11%	37% 46%	36% 40%
Hispanic/Latinx (20 21)	35% 14%	30% 19%	25% 43%	10% 24%
Two or More Ethnicities (18 19)	6% 10%	17% 11%	44% 37%	33% 42%
Students with Disabilities (14 14)	43% 21%	43% 36%	14% 43%	0% 0%
English Learners (6 6)	4 3	1 0	1 3	0 0
Reclassified Students (15 16)	5 1	3 5	4 6	3 4



Kent 2022/23 8th Grade -
CAASPP Data Cohort Comparison Spring 7th, 2022 to 8th, 2023

8th Grade CAASPP ELA Summative Data, 2022 2023	2022 2023 Did Not Meet Standard	2022 2023 Nearly Met Standard	2022 2023 Met Standard	2022 2023 Exceeded Standard
7th to 8th Grade Overall (126 125)	8% 6%	13% 19%	45% 42%	34% 33%
Caucasian (90 88)	5% 3%	14% 18%	47% 46%	34% 33%
Hispanic/Latinx (13 14)	46% 29%	0% 29%	31% 21%	23% 21%
Two or More Ethnicities (13 13)	0% 0%	15% 23%	46% 39%	39% 38%
Students with Disabilities (18 21)	39% 30%	11% 30%	33% 35%	17% 15%
English Learners (4 5)	4 2	0 3	0 0	0 0
Reclassified Students (7 8)	1 1	2 2	3 5	1 0



Kent 2022/23 5th Grade -
CAASPP Data Cohort Comparison Spring 4th, 2022 to 5th, 2023

5th Grade CAASPP Math Summative Data, 2022 2023	2022 2023 Did Not Meet Standard	2022 2023 Nearly Met Standard	2022 2023 Met Standard	2022 2023 Exceeded Standard
4th to 5th Grade Overall (127 134)	9% 14%	21% 18%	31% 18%	39% 50%
Caucasian (88 89)	8% 9%	19% 20%	34% 20%	39% 51%
Hispanic/Latinx (18 23)	22% 44%	39% 17%	22% 17%	17% 22%
Two or More Ethnicities (16 19)	0% 5%	12% 10%	25% 11%	63% 74%
Students with Disabilities (18 21)	44% 57%	33% 24%	11% 10%	11% 10%
English Learners (11 11)	7 6	4 4	0 1	0 0
Reclassified Students (9 10)	0 1	1 2	4 3	4 4



Kent 2022/23 6th Grade -
CAASPP Data Cohort Comparison Spring 5th, 2022 to 6th, 2023

6th Grade CAASPP Math Summative Data, 2022 2023	2022 2023 Did Not Meet Standard	2022 2023 Nearly Met Standard	2022 2023 Met Standard	2022 2023 Exceeded Standard
5th to 6th Grade Overall (133 132)	14% 13%	24% 31%	17% 26%	45% 30%
Caucasian (84 85)	10% 8%	20% 29%	19% 32%	51% 31%
Hispanic/Latinx (20 19)	25% 26%	35% 42%	15% 21%	25% 11%
Two or More Ethnicities (21 21)	24% 24%	19% 19%	14% 14%	43% 43%
Students with Disabilities (21 21)	43% 38%	19% 38%	19% 24%	19% 0%
English Learners (5 4)	3 2	1 2	1 0	0 0
Reclassified Students (13 16)	2 4	7 7	0 2	4 3



Kent 2022/23 7th Grade -
CAASPP Data Cohort Comparison Spring 6th, 2022 to 7th, 2023

7th Grade CAASPP Math Summative Data, 2022 2023	2022 2023 Did Not Meet Standard	2022 2023 Nearly Met Standard	2022 2023 Met Standard	2022 2023 Exceeded Standard
6th to 7th Grade Overall (115 112)	16% 11%	26% 19%	27% 26%	31% 44%
Caucasian (67 65)	9% 3%	25% 11%	33% 46%	33% 40%
Hispanic/Latinx (22 21)	36% 14%	50% 19%	9% 43%	5% 24%
Two or More Ethnicities (18 19)	11% 10%	6% 11%	33% 37%	50% 42%
Students with Disabilities (14 14)	57% 43%	29% 21%	7% 36%	7% 0%
English Learners (6 6)	4 3	2 0	0 3	0 0
Reclassified Students (17 16)	6 1	6 5	3 6	2 4



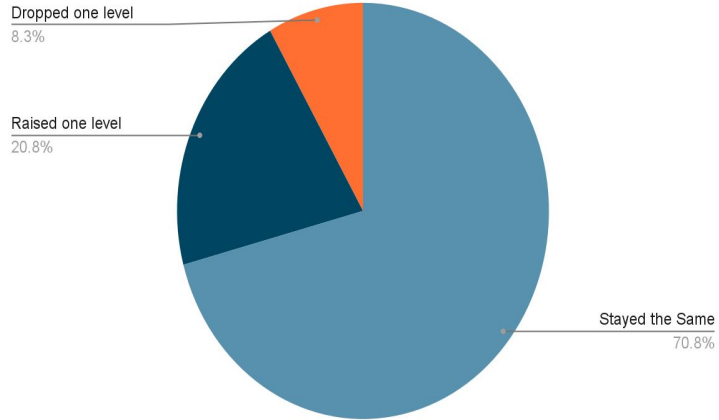
Kent 2022/23 8th Grade -
CAASPP Data Cohort Comparison Spring 7th, 2022 to 8th, 2023

8th Grade CAASPP Math Summative Data, 2022 2023	2022 2023 Did Not Meet Standard	2022 2023 Nearly Met Standard	2022 2023 Met Standard	2022 2023 Exceeded Standard
7th to 8th Grade Overall (127 125)	12% 15%	19% 23%	20% 14%	49% 48%
Caucasian (90 88)	10% 12%	18% 24%	20% 16%	52% 48%
Hispanic/Latinx (14 14)	43% 50%	29% 22%	14% 7%	14% 21%
Two or More Ethnicities (13 13)	0% 8%	15% 15%	23% 8%	62% 69%
Students with Disabilities (19 20)	42% 45%	21% 20%	21% 15%	16% 20%
English Learners (5 5)	4 5	1 0	0 0	0 0
Reclassified Students (7 8)	1 2	2 5	3 0	1 1



KENT - ELPAC Summative Data - May 2023

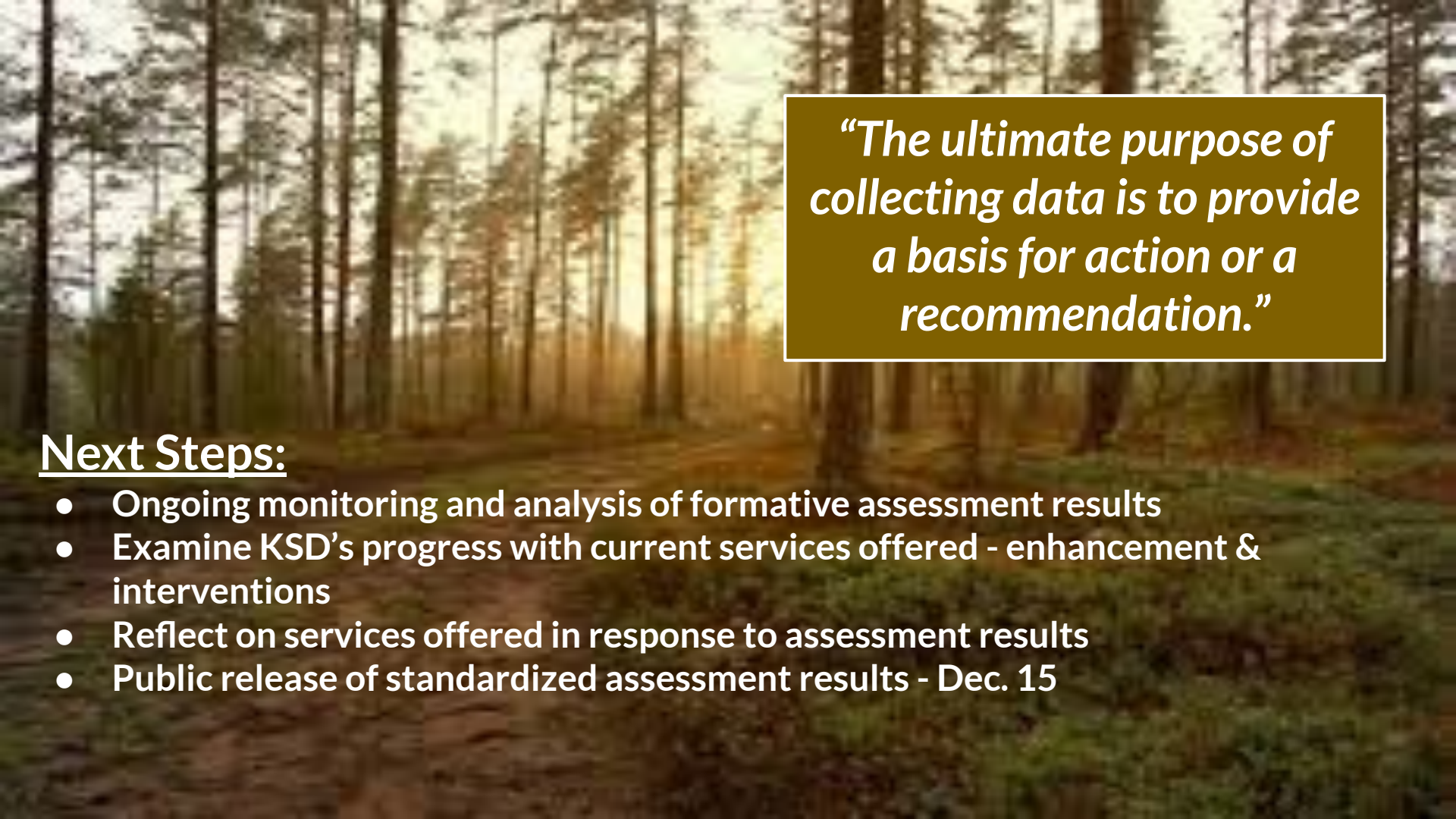
ELPAC Summative Progress, May 2023



ELPAC Level Change	# of students	Score Increased	Score Decreased
Stayed same level	17 students	15	2
Raised one level	5 students	5	
Dropped one level	2 students		2
Summary	24 students	20 83%	4 16%

	# of Students % ELs
Level 1	6 19%
Level 2	13 42%
Level 3	12 39%
Level 4	0 students
Total	31 students*

*7 New EL Students no progress data



“The ultimate purpose of collecting data is to provide a basis for action or a recommendation.”

Next Steps:

- Ongoing monitoring and analysis of formative assessment results
- Examine KSD’s progress with current services offered - enhancement & interventions
- Reflect on services offered in response to assessment results
- Public release of standardized assessment results - Dec. 15